

Introduction & Background

ADO09 (M1Pram) is a co-formulation of pramlintide and insulin A21G developed to leverage the beneficial effects of pramlintide on post-prandial glucose without additional injections

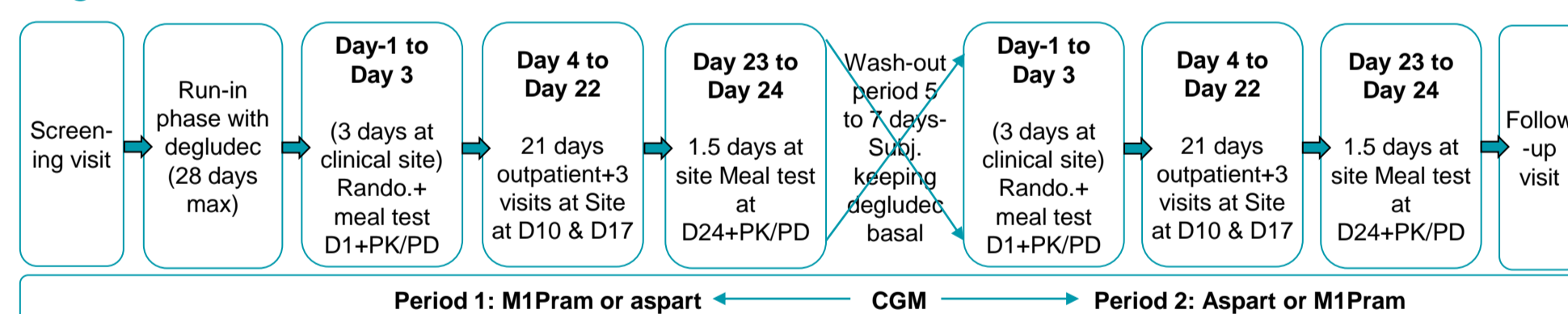
Objective and design

- To compare the effect of M1Pram and insulin aspart (Novolog®, Novo Nordisk) on post-prandial glucose control, glycemic control assessed by CGM and safety/tolerability
- Double-blind, single center, randomized, 2 period cross-over trial comparing pre-meal M1Pram vs aspart over 24 days
- Key endpoints: Mixed meal tolerance test (MMTTs) at day 24 and CGM metrics of 21 T1DM subjects

Methods

- Basal insulin: insulin degludec (Tresiba®, Novo Nordisk) optimized during a run-in phase of 28 days
- Dosing period: 3 inpatient days and 21 outpatient days with 2 interim visits (Figure 1)
- CGM: Dexcom® G6 CGM unblinded to patients from the start of the run-in phase to the end of the trial
- IMP titration: done by subjects, supported by study physicians and a titration guidance
- Statistical Analyses: Comparisons were done with a linear mixed-effect model with treatment, period, and sequence as fixed effects and subject within sequence as random effect, with a significance level of 5%. For endpoints not normally or log-normally distributed, comparisons were done non-parametrically with the Wilcoxon Signed Rank Test

Figure 1: Trial overview



Demographic data

34 T1D subjects were screened, 28 randomized, 26 exposed and 22 completed the trial (6 discontinued) (Table 1)

Table 1: Patients' Characteristics (n=28; mean±SD, unless stated otherwise)

Characteristic	Value
Female/Male (n)	8/20
White race (%)	100
Age (years)	40.4 ± 11.70
HbA1c (%)	7.3 ± 0.77
Weight (kg)	76.7 ± 9.49
C-peptide (nmol/L)	0.06 ± 0.050
Height (cm)	176.7 ± 9.50
Diabetes duration (years)	20.4 ± 12.53

Overall safety

- Both treatments were well tolerated without any treatment-related serious adverse events (Table 2). As expected M1Pram had numerically more, mostly gastrointestinal adverse events than insulin aspart
- No severe hypoglycemia were seen, slightly more hypoglycemic events occurred with M1Pram than with aspart (Table 3)

Table 2: Incidence of adverse events throughout the trial

	M1Pram (N=25)	Aspart (N=23)
	Number of Subjects (%) / Number of Events	
Adverse Events	20 (80 %) / 47	10 (43 %) / 23
Moderate and Severe Adverse Events	7 (28 %) / 8	2 (8 %) / 3
Drug Related* Adverse Events <i>*Possible or probable, as assessed by the Investigator</i>	14 (56 %) / 34	4 (17 %) / 9
Serious Adverse Event (unlikely related)	1 (4%) / 1	0
Drug Related Adverse Events leading to permanent Discontinuation of Study Drug	2 (8 %)	0

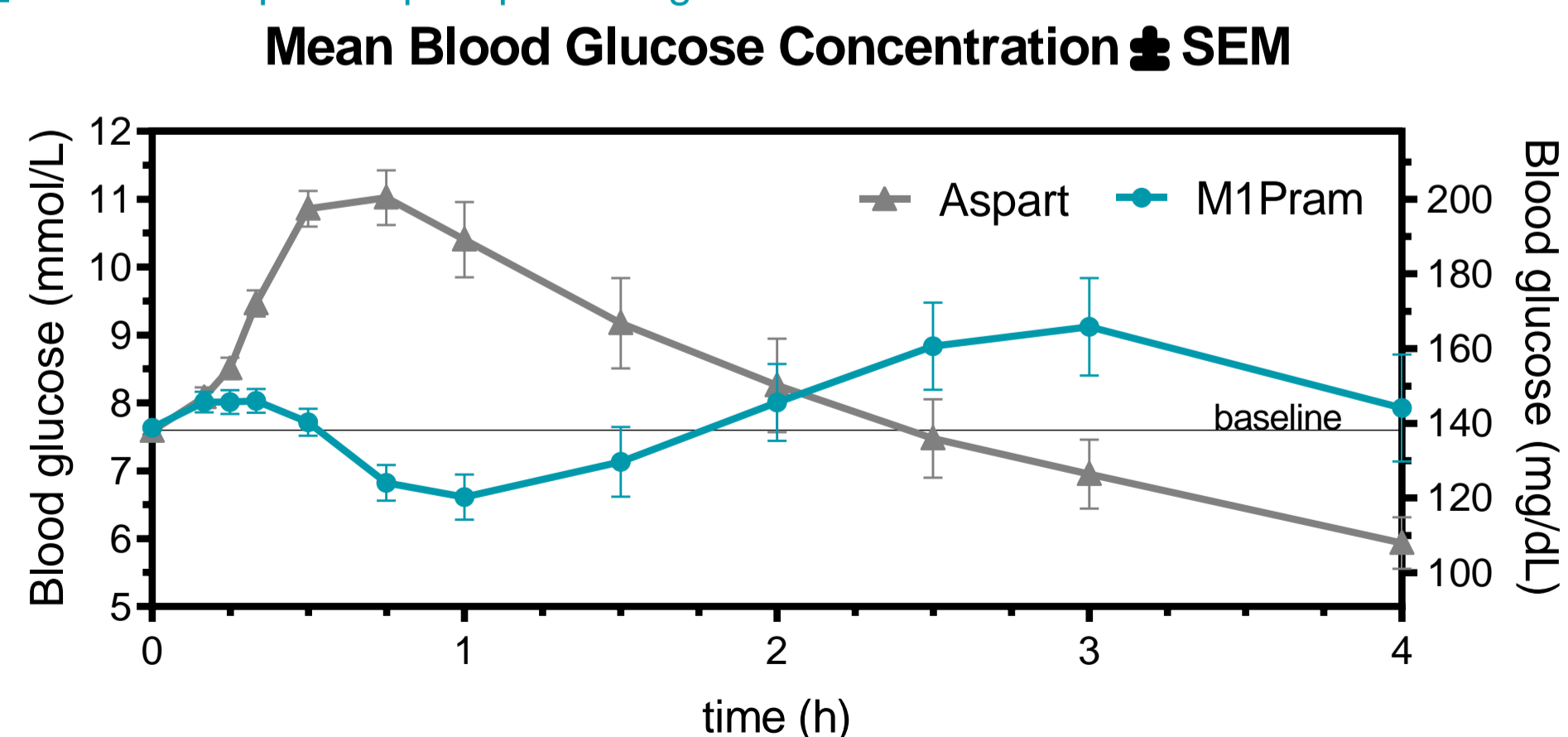
Table 3: Incidence of hypoglycemic events during the outpatient period

Category	M1Pram (N=25)	Aspart (N=23)
	Number of Subjects (%) / Number of Events	
Overall	21 (84 %) / 142	18 (78 %) / 115
Daytime (6:00 am to 11:59 pm)	19 (76 %) / 117	18 (79 %) / 109
At night (midnight to 05:59 am)	15 (60 %) / 25	5 (21 %) / 6

Meal Test - Plasma Glucose

- Incremental plasma glucose AUCs on day 24 were reduced by >100% after 1h and 2h (both p<0.001) and by 39% after 4h with M1Pram vs aspart (Figure 2)
- Similarly, ΔPG_{max} was reduced by 19 mg/dL (p=0.01) and ΔPG_{1h} by 70 mg/dL (p<0.001) (Figure 2)

Figure 2: M1Pram improves post prandial glucose control



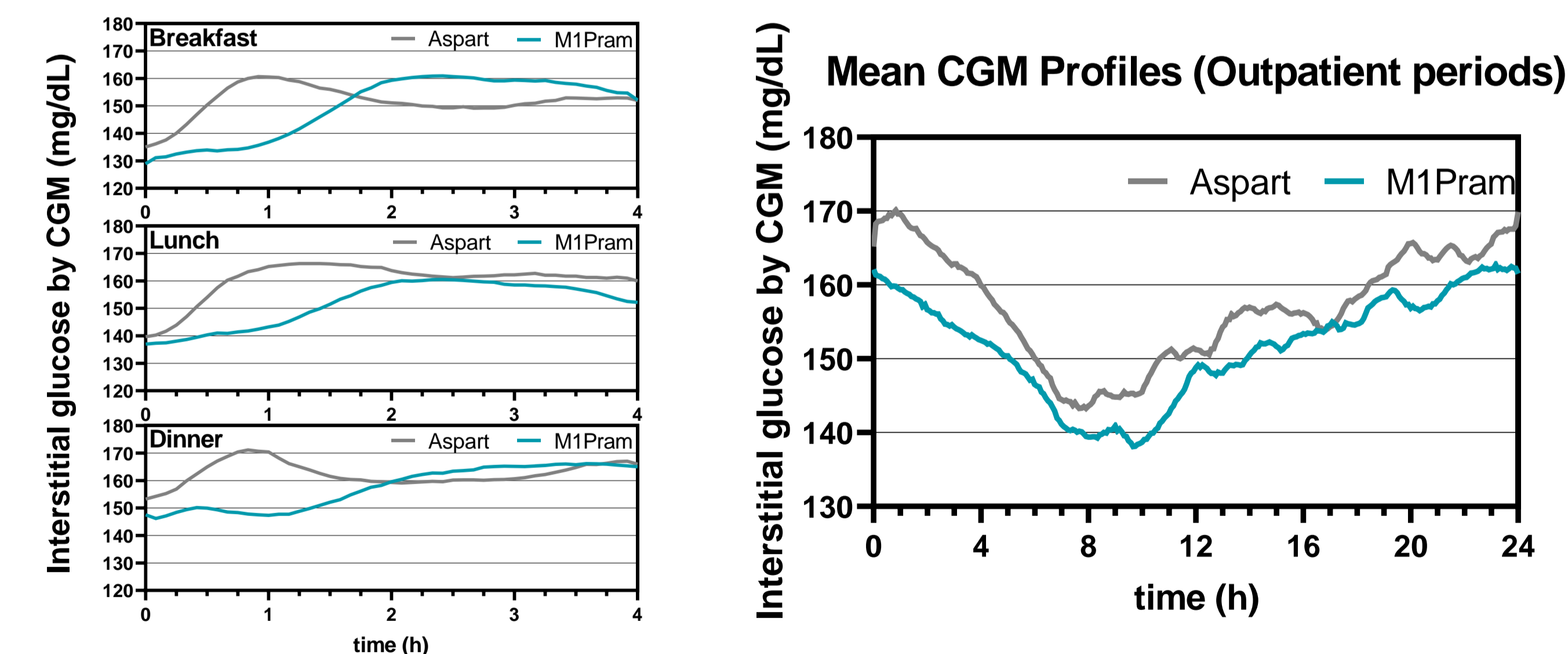
Outpatient period results - CGM metrics

- Most of the CGM metrics (TiR [70-180], TiR [80-140], mean blood glucose per day), were significantly improved with M1Pram (Table 4). Postprandial and mean 24-hour glucose profiles were improved with M1Pram (Fig. 3)

Table 4: CGM metrics, all days. Significant differences are marked in bold

Parameter	Treatment	LS Mean	Ratio of LS Mean* M1Pram / Aspart (95% CI)	Difference (M1Pram-Aspart)	P-value
TiR [70-180 mg/dL] (h)	M1Pram (N=24)	16.50	1.05 (1.01;1.10)	+51 mins	0.0134
	Aspart (N=22)	15.65			
TiR [80-140 mg/dL] (h)	M1Pram (N=24)	9.66	1.14 (1.06;1.22)	+70 mins	0.0017
	Aspart (N=22)	8.50			
Time < 70 mg/dL (h)	M1Pram (N=24)	0.69	1.31 (1.00;1.72)	+10 mins	0.0464
	Aspart (N=22)	0.53			
Time < 54 mg/dL (h)	M1Pram (N=24)	0.15	1.06 (0.65;2.15)	<1 min	0.8045
	Aspart (N=22)	0.14			
Mean BG per Day (mg/dL)	M1Pram (N=24)	149.98	0.95 (0.93;0.97)	-8.19 mg/dL	0.0001
	Aspart (N=22)	158.17			

Figure 3: Mean CGM during outpatient days at mealtime (0-4h) and over 24h



Insulin dose & body weight

- On the last outpatient day, mean daily bolus doses were 4 U lower (-18%, p<0.0001) with M1Pram compared to aspart. No change in basal insulin dose was allowed after run-in period per protocol
- M1Pram induced a 0.7 kg weight loss from beginning to the end of the 23-day treatment period (p=0.01). No significant change was seen with aspart (p=0.96)

Conclusion: ADO09 (M1Pram) combines the established characteristics of pramlintide and insulin in one injection. In this short-term trial ADO09 was well-tolerated and significantly improved postprandial glucose in a test meal and CGM-metrics including TiR and mean glucose in an outpatient setting with lower prandial insulin doses compared to aspart and significant weight loss.

ADOCIA



innovative medicine
for everyone, everywhere



ADO09, A Co-Formulation Of Pramlintide (Pram) and Insulin A21G improves Post-Prandial Glucose Vs Novolog® in Type 1 Diabetes (T1DM)

G.Meiffren¹, G.Andersen², R.Eloy¹, C.Seroussi¹, C.Mégret¹, S.Famulla², Y.-P Chan¹,
M.Gaudier¹, O.Soula¹, J.H. DeVries², T.Heise²

¹ Adocia, Lyon, France ; ² Profil, Neuss, Germany



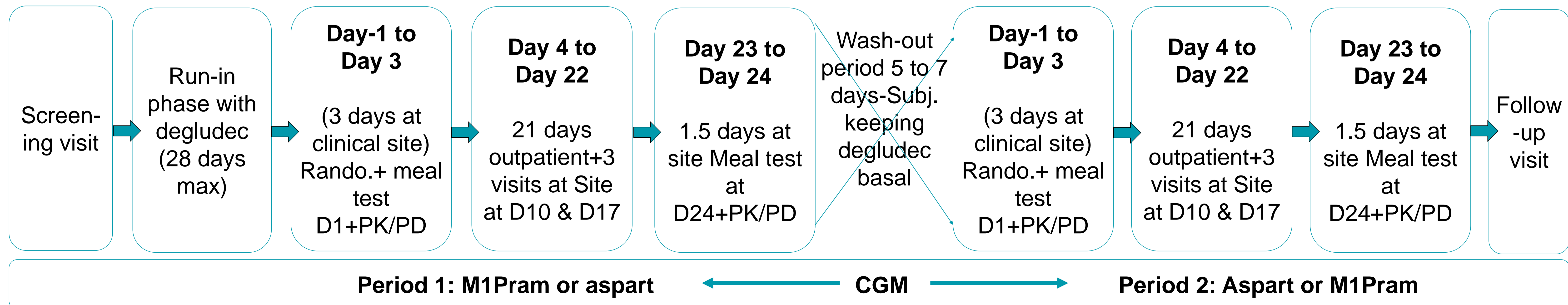
Introduction & Background

- ADO09 (M1Pram) is a co-formulation of pramlintide and insulin A21G developed to leverage the beneficial effects of pramlintide on post-prandial glucose without additional injections

Objective and design

- To compare the effect of M1Pram and insulin aspart (Novolog®, Novo Nordisk) on post-prandial glucose control, glycemic control assessed by CGM and safety/tolerability
- Double-blind, single center, randomized, 2 24 days period cross-over trial comparing pre-meal M1Pram vs aspart over 24 days
- Key endpoints: Mixed meal tolerance test (MMTTs) at day 24 and CGM metrics of 21 T1DM subjects

Figure 1: Trial overview





- Basal insulin: insulin degludec (Tresiba®, Novo Nordisk) optimized during a run-in phase of 28 days
- Dosing period: 3 inpatient days and 21 outpatient days with 2 interim visits (Figure 1)
- CGM: Dexcom® G6 CGM unblinded to patients from the start of the run-in phase to the end of the trial
- IMP titration: done by subjects, supported by study physicians and a titration guidance
- Statistical Analyses: Comparisons were done with a linear mixed-effect model with treatment, period, and sequence as fixed effects and subject within sequence as random effect, with a significance level of 5%. For endpoints not normally or log-normally distributed, comparisons were done non-parametrically with the Wilcoxon Signed Rank Test



Subjects disposition and Demographic data

- 34 T1D subjects were screened, 28 randomized, 26 exposed, 22 completed the trial and 21 included in the per protocol analysis. (Table 1)

Table 1: Patients' Characteristics (n=28; mean \pm SD, unless stated otherwise)

Female/Male (n)	8/20	White race (%)	100
Age (years)	40.4 \pm 11.70	HbA1c (%)	7.3 \pm 0.77
Weight (kg)	76.7 \pm 9.49	C-peptide (nmol/L)	0.06 \pm 0.050
Height (cm)	176.7 \pm 9.50	Diabetes duration (years)	20.4 \pm 12.53



Overall safety

- Both treatments were well tolerated without any treatment-related serious adverse events (Table 2). As expected M1Pram had numerically more, mostly gastrointestinal adverse events than insulin aspart
- No severe hypoglycemia were seen, slightly more hypoglycemic events occurred with M1Pram than with aspart (Table 3)

[Table 2: Incidence of adverse events throughout the trial](#)

	M1Pram (N=25) Number of Subjects (%) / Number of Events	Aspart (N=23) Number of Subjects (%) / Number of Events
Adverse Events	20 (80 %) / 47	10 (43 %) / 23
Moderate and Severe Adverse Events	7 (28 %) / 8	2 (8 %) / 3
Drug Related* Adverse Events <i>* Possible or probable, as assessed by the Investigator</i>	14 (56 %) / 34	4 (17 %) / 9
Serious Adverse Event (unlikely related)	1 (4%) / 1	0
Drug Related Adverse Events leading to permanent Discontinuation of Study Drug	2 (8 %)	0

[Table 3: Incidence of hypoglycemic events during the outpatient period](#)

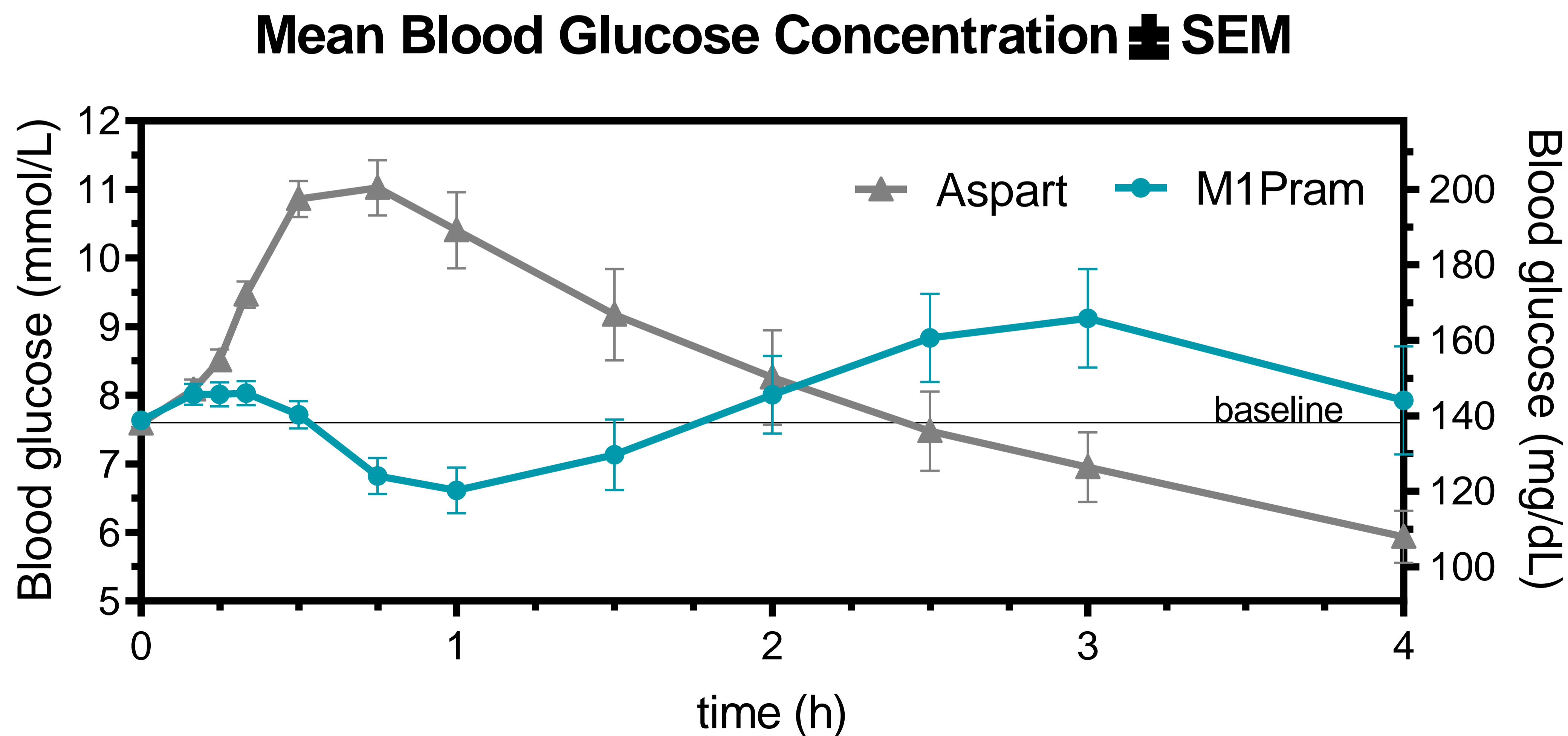
Category	M1Pram (N=25) Number of Subjects (%) / Number of Events	Aspart (N=23) Number of Subjects (%) / Number of Events
Overall	21 (84 %) / 142	18 (78 %) / 115
Daytime (6:00 am to 11:59 pm)	19 (76 %) / 117	18 (79 %) / 109
At night (midnight to 05:59 am)	15 (60 %) / 25	5 (21 %) / 6



Meal Test – Plasma Glucose

- Incremental plasma glucose AUCs on day 24 were reduced by >100% after 1h and 2h (both $p < 0.001$) and by 39% after 4h with M1Pram vs aspart (Figure 2)
- Similarly, ΔPG_{max} was reduced by 19 mg/dL ($p = 0.01$) and ΔPG_{1h} by 70 mg/dL ($p < 0.001$) (Figure 2)

Figure 2: M1Pram improves post prandial glucose control





Outpatient period results

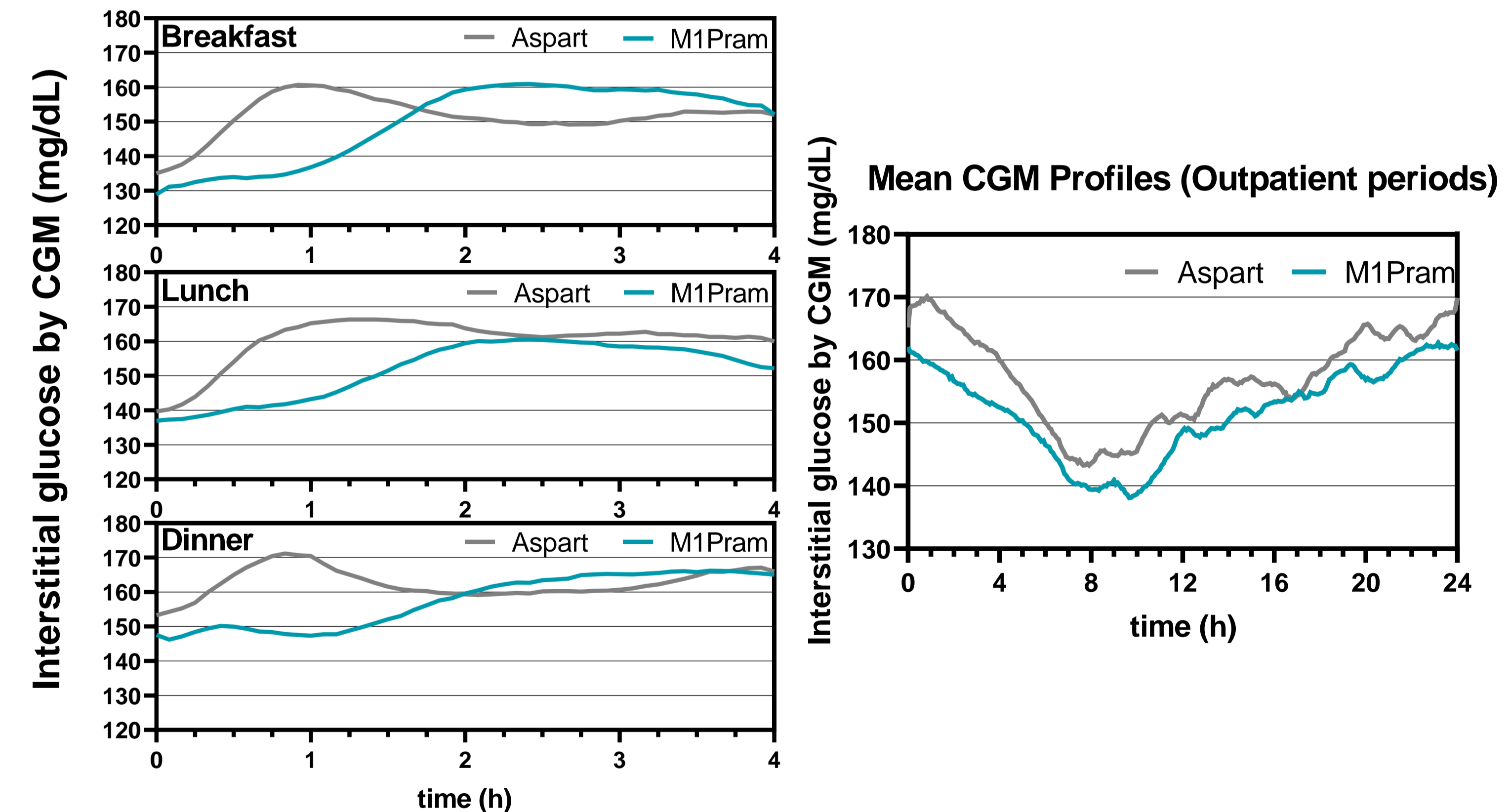
CGM metrics

- Most of the CGM metrics (TiR [70-180], TiR [80-140], mean blood glucose per day), were significantly improved with M1Pram (Table 4). Postprandial and mean 24-hour glucose profiles were improved with M1Pram (Fig. 3)

Table 4: CGM metrics, all days. Significant differences are marked in bold

Parameter	Treatment	LS Mean	Ratio of LSMean*		P-value
			M1Pram / Aspart (95% CI)	Difference (M1Pram-Aspart)	
TIR [70-180 mg/dL] (h)	M1Pram (N=24)	16.50	1.05 (1.01;1.10)	+51 mins	0.0134
	Aspart (N=22)	15.65			
TIR [80-140 mg/dL] (h)	M1Pram (N=24)	9.66	1.14 (1.06;1.22)	+70 mins	0.0017
	Aspart (N=22)	8.50			
Time < 70 mg/dL (h)	M1Pram (N=24)	0.69	1.31 (1.00;1.72)	+10 mins	0.0464
	Aspart (N=22)	0.53			
Time < 54 mg/dL (h)	M1Pram (N=24)	0.15	1.06 (0.65;2.15)	<1 min	0.8045
	Aspart (N=22)	0.14			
Mean BG per Day (mg/dL)	M1Pram (N=24)	149.98	0.95 (0.93;0.97)	-8.19 mg/dL	0.0001
	Aspart (N=22)	158.17			

Figure 3: Mean CGM during outpatient days at mealtime (0-4h) and over 24h



Insulin dose & body weight

- On the last outpatient day, mean daily bolus doses were 4 U lower (-18%, $p < 0.0001$) with M1Pram compared to aspart. No change in basal insulin dose was allowed after run-in period per protocol
- M1Pram induced a 0.7 kg weight loss from beginning to the end of the 23-day treatment period ($p = 0.01$). No significant change was seen with aspart ($p = 0.96$)



Conclusion

ADO09 (M1Pram) combines the established characteristics of pramlintide and insulin in one injection.

In this short-term trial ADO09 was well-tolerated and significantly improved postprandial glucose in a test meal and CGM-metrics including TiR and mean glucose in an outpatient setting with lower prandial insulin doses compared to aspart and significant weight loss.